



The NBCC Foundation Inc.
Support Achievement!

La Fondation du CCNB Inc.
Soutenons la réussite!

GUIDE TO COMPLETE:
the online bursary application form

Only **one** bursary application form is required to be eligible.

Lexicon

Note: The following explanations are not all legal definitions. They are intended to facilitate the understanding of the online bursary application form and popularize the terms used.

<> represents a key on the keyboard

* indicates required information

«» represents a choice

<tab> to move from one box to the next

Personal and Educational Information

Terms	Explanations	Examples
Social Insurance Number	<p>The Social Insurance Number (SIN) is a nine-digit number that you need to work in Canada or to have access to government programs and benefits.</p> <p>If you do not have a SIN, click <tab> and the 000000000 will be indicated for you.</p>	<p>Social Insurance Number</p> <input type="text" value="000000000"/>
Phone	<p>This phone number is your local number or the New Brunswick phone number. It may be your cell phone number.</p>	<p>Phone</p> <input type="text" value="(506) 453-2000"/>
College Student ID Number*	<p>The College Student ID Number is a seven-digit registration number at the college.</p>	
Last Name*	<p>The Last Name also called surname and family name is the portion of a personal name that indicates a person's family (or tribe or community, depending on the culture). The last name is usually placed at the end of a person's full name, after any given names.</p>	

<> represents a key on the keyboard

* indicates required information

«» represents a choice

<tab> to move from one box to the next

Terms	Explanations	Examples
First Name*	The First Name, also known as the given name is a part of a person's personal name. It identifies a specific person, and differentiates that person from the other members of a family who have a common last name.	
Initial	The Initial is the first letter of your middle name preceding the family name or last name.	
Marital Status*	<p>The Marital Status is the situation of a person in society.</p> <p>The choices are:</p> <ul style="list-style-type: none"> • «Common-law partner» <u>Definition:</u> Is a civil status recognized in Canada, who comes to the union by mutual agreement between two people forming an unmarried couple living together for at least 12 continuous months. • «Married» <u>Definition:</u> a person who is united through marriage. • «Single» <u>Definition:</u> Living in celibacy or alone. • «Single parent» <u>Definition:</u> a person with one or more children, who is not married. 	
Gender*	<p>The choices are:</p> <ul style="list-style-type: none"> • «Female» • «Male» 	

<> represents a key on the keyboard

* indicates required information

«» represents a choice

<tab> to move from one box to the next

Terms	Explanations	Examples
<p>Francophone NB High School</p>	<p>This is the name of the public francophone high school in New Brunswick which you received your high school diploma.</p> <p>If you have not graduated from a public francophone high school in New Brunswick, please choose «Not applicable».</p>	
<p><u>Permanent Address, Canadian Citizen/Permanent Resident</u></p>	<p>If you answer «Yes», Canadian Citizen/Permanent Resident means that you are a person who received or has the Canadian Citizen status or the status of Permanent residency.</p> <ul style="list-style-type: none"> ✓ Number and Street Name* The street information shall be presented with the apartment number first, if applicable, followed by a dash '-' and then the civic number and street name. ✓ City/Town* ✓ Province* ✓ Postal Code* ✓ County* The county will only be required when the province is New Brunswick. <p>Else, if you answer «No», this means that you are an International Student (any student from outside Canada) who has a visa or is a refugee, etc.</p> <ul style="list-style-type: none"> ✓ Please indicate your permanent address here from your country of origin with the type of visa (student or other). 	<p>Number and Street Name *</p> <p>22-105 SCHOOL STREET</p> <p>QUISPAMISIS</p> <p>New Brunswick</p> <p>E1N 3E4</p> <p>Kings</p>

<> represents a key on the keyboard
 * indicates required information
 «» represents a choice

<tab> to move from one box to the next

Terms	Explanations	Examples
<p><u>Permanent Address, Home Email Address</u></p>	<p>The Home Email Address refers to the e-mail you commonly used to receive information at home.</p> <p>For the students of the Collège communautaire du Nouveau-Brunswick, do not indicate your college email, for example: name@monccnb.ca .</p> <p>Note: If you receive a bursary, scholarship or an award, this email will be used to send you your official receipt for income tax purposes (T4A – Statement of Pension, Retirement, Annuity, and Other Income).</p>	
<p><u>College/Campus Address, Same as the permanent address</u></p>	<p>If you answer «Yes», the address provided as a permanent address will also be your mailing address when studying at the community college.</p> <p>If you answer «No», please provide your temporary mailing address during your college studies:</p> <ul style="list-style-type: none"> ✓ Number and Street Name* The street information shall be presented with the apartment number first, if applicable, followed by a dash '-' and then the civic number and street name. ✓ City/Town* ✓ Province* ✓ Postal Code* 	<p>Number and Street Name *</p> <input type="text" value="22-105 SCHOOL STREET"/> <input type="text" value="QUISPAMISIS"/> <input type="text" value="New Brunswick"/> <input type="text" value="E1N 3E4"/>

<> represents a key on the keyboard
 * indicates required information
 «» represents a choice

<tab> to move from one box to the next

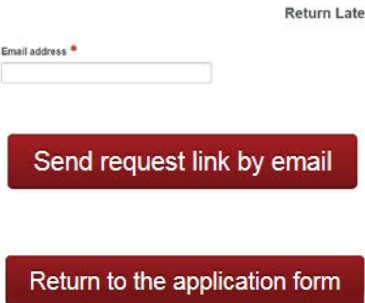
Terms	Explanations	Examples
<u>Program of Study Information, College & Campus*</u>	<p>College refers to the New Brunswick community college where you are admitted.</p> <p>Campus refers to the local campus where you are pursuing your program of study.</p>	
<u>Program of Study Information, College Year*</u>	The College Year is the period from July 1 of one year to June 30 of the other year in which you are pursuing your studies.	For example, 2018-2019 is from July 1, 2018 to June 30, 2019.
<u>Program of Study Information, Admit Term*</u>	<p>The Admit Term refers to the term of admission that you started your training.</p> <p>«Winter» session: for candidates starting their program of study, only in January, February or March.</p> <p>«Fall» session: for candidates starting their program of study, only in September.</p>	
<u>Program of Study Information, Year of Study*</u>	<p>The Year of Study refers to the training year that you are enrolled:</p> <ul style="list-style-type: none"> • «1st» year of training • «2nd» year of training • «3rd» year of training 	
<u>Program of Study Information, Program of Study*</u>	<p>This refers to the program of study you are enrolled in at the Fall session or at the Winter session.</p> <p>Please select the appropriate choice of program from the drop-down list.</p>	

<> represents a key on the keyboard

* indicates required information

«» represents a choice

<tab> to move from one box to the next

Terms	Explanations	Examples
<p><u>Program of Study Information,</u> Member of an Atlantic Canada Credit Union</p>	<p>At this point, please choose from the drop-down list the Atlantic Credit Union you are a member.</p> <p>If you are not a member, please choose «Not a member».</p>	
<p>Next</p>	<p>By clicking on this button at the bottom of the page, the next web page of the bursary application form will be available/will be displayed.</p>	
<p>Save and Return later</p>	<p>By clicking on this ‘Save and Return later’ button, you will be able to continue filling out your application form at a later date.</p> <p>Provide an email address where you want to receive the link to your temporary application form and click ‘Send request link by email’ button Or Return to your current application form.</p>	

<> represents a key on the keyboard
* indicates required information
«» represents a choice

<tab> to move from one box to the next

Financial Information

Terms	Explanations	Examples
<p><u>Financial Resources for one year of college, Student Savings*</u></p>	<p>Please indicate the amount of your savings in the box.</p> <p>If you do not have any savings, indicate 0.00</p>	<div style="border: 1px solid #ccc; padding: 5px; width: 150px;"> <input style="width: 90%; border: none;" type="text"/> \$ </div>
<p><u>Financial Resources for one year of college, Parental or Spousal Contribution</u></p>	<p>The parental or spousal contribution shall be entered in this box:</p> <p>Parental or Spousal Contribution</p> <div style="border: 1px solid #ccc; padding: 5px; width: 150px;"> <input style="width: 90%; border: none;" type="text"/> \$ </div> <p>And, the Calculate... button is used to calculate your total contributions for a maximum of 10 months (a year of college).</p> <div style="border: 1px solid #ccc; padding: 5px; width: 100%; text-align: center;"> Calculate... </div> <div style="display: flex; justify-content: space-between; margin-top: 10px;"> <div style="text-align: left;"> <p style="font-size: small;">Monthly amount *</p> <input style="width: 100%; border: none;" type="text"/> \$ </div> <div style="text-align: right;"> <p style="font-size: small;">Month</p> <input style="width: 100%; border: none;" type="text" value="10"/> </div> </div> <div style="text-align: center; margin-top: 5px;"> Calculate </div> <p>For example: My parent’s monthly contribution is \$100 for only 6 months:</p> <div style="border: 1px solid #ccc; padding: 5px; width: 100%; text-align: center;"> Calculate... </div> <div style="display: flex; justify-content: space-between; margin-top: 10px;"> <div style="text-align: left;"> <p style="font-size: small;">Monthly amount *</p> <input style="width: 100%; border: none;" type="text" value="100"/> \$ </div> <div style="text-align: right;"> <p style="font-size: small;">Month</p> <input style="width: 100%; border: none;" type="text" value="6"/> </div> </div> <div style="text-align: center; margin-top: 5px;"> Calculate </div> <p>By clicking on the red Calculate button and the amount appears in the appropriate box.</p> <p>Parental or Spousal Contribution</p> <div style="border: 1px solid #ccc; padding: 5px; width: 150px;"> <input style="width: 90%; border: none;" type="text" value="600.00"/> \$ </div>	

<> represents a key on the keyboard
 * indicates required information
 «» represents a choice

<tab> to move from one box to the next

Terms	Explanations	Examples
<p><u>Financial Resources for one year of college,</u> Employment Insurance Benefits</p>	<p>Employment Insurance refers to the benefits received during your studies. The total amount shall be entered in this box:</p> <p>Employment Insurance Benefits</p> <div data-bbox="613 275 1138 359"> <input type="text"/> \$ </div> <p>If you want to calculate using our calculator click on Calculate... to calculate your total benefits for a maximum of 10 months (a college year).</p> <div data-bbox="613 499 1256 680"> <p style="text-align: right;">Calculate...</p> <p>Monthly amount * <input type="text"/> \$ Month <input type="text" value="10"/></p> <p style="text-align: center;">Calculate</p> </div> <p>For example, benefits per month are \$100 for 6 months:</p> <div data-bbox="613 758 1414 982"> <p style="text-align: right;">Calculate...</p> <p>Monthly amount * <input type="text" value="100"/> \$ Month <input type="text" value="6"/></p> <p style="text-align: center;">Calculate</p> </div> <p>By clicking on the red Calculate button and the amount appears in the appropriate box.</p> <div data-bbox="613 1083 1261 1199"> <p>Employment Insurance Benefits</p> <div data-bbox="621 1136 1256 1192"> <input type="text" value="600.00"/> \$ </div> </div>	

<> represents a key on the keyboard
 * indicates required information
 «» represents a choice

<tab> to move from one box to the next

Terms	Explanations	Examples
<p><u>Financial Resources for one year of college,</u> Part-Time Job Earnings</p>	<p>Part-Time Job Earnings refers to the savings you made in your part-time job for your studies. The total amount shall be entered in this box:</p> <p>Part-Time Job Earnings</p> <div data-bbox="613 348 1170 401" style="border: 1px solid #ccc; padding: 2px;"> <input style="width: 90%; border: none;" type="text"/> \$ </div> <p>If you want to calculate using our calculator click on Calculate... to calculate your total savings from your part-time job for a maximum of 10 months (a college year).</p> <div data-bbox="613 537 1256 569" style="border: 1px solid #ccc; padding: 2px; text-align: center;"> Calculate... </div> <div data-bbox="623 600 1256 653" style="display: flex; justify-content: space-between;"> <div style="text-align: left;"> <p>Monthly amount *</p> <div data-bbox="623 621 919 653" style="border: 1px solid #ccc; padding: 2px;"> <input style="width: 90%; border: none;" type="text"/> \$ </div> </div> <div style="text-align: right;"> <p>Month</p> <div data-bbox="1049 621 1256 653" style="border: 1px solid #ccc; padding: 2px;"> <input style="width: 90%; border: none;" type="text" value="10"/> ▼ </div> </div> </div> <div data-bbox="623 688 699 720" style="border: 1px solid #ccc; padding: 2px; width: fit-content; margin: 5px auto; background-color: #a00; color: white;"> Calculate </div> <p>For example, the amount per month is \$100 for 6 months:</p> <div data-bbox="613 800 1419 831" style="border: 1px solid #ccc; padding: 2px; text-align: center;"> Calculate... </div> <div data-bbox="623 873 1419 936" style="display: flex; justify-content: space-between;"> <div style="text-align: left;"> <p>Monthly amount *</p> <div data-bbox="623 905 987 936" style="border: 1px solid #ccc; padding: 2px;"> <input style="width: 90%; border: none;" type="text" value="100"/> \$ </div> </div> <div style="text-align: right;"> <p>Month</p> <div data-bbox="1149 905 1419 936" style="border: 1px solid #ccc; padding: 2px;"> <input style="width: 90%; border: none;" type="text" value="6"/> ▼ </div> </div> </div> <div data-bbox="623 993 699 1024" style="border: 1px solid #ccc; padding: 2px; width: fit-content; margin: 5px auto; background-color: #a00; color: white;"> Calculate </div> <p>By clicking on the red Calculate button and the amount appears in the appropriate box.</p> <p>Part-Time Job Earnings</p> <div data-bbox="613 1188 1268 1241" style="border: 1px solid #ccc; padding: 2px;"> <input style="width: 90%; border: none;" type="text" value="600.00"/> \$ </div>	
<p><u>Financial Resources for one year of college,</u> Student Loan and Bursary*</p>	<p>Student Loan and Bursary is the total value of your student loan and the bursary portion of your application to your governments.</p> <p>If you have not received your Student Loan and Bursary or you are not eligible for a Student Loan and Bursary, please indicate 0.00</p>	<div data-bbox="1065 1287 1419 1350" style="border: 1px solid #ccc; padding: 2px;"> <p style="font-size: small;">Student Loan and Bursary *</p> <input style="width: 90%; border: none;" type="text"/> \$ </div>
<p><u>Financial Resources for one year of college,</u> Other bursaries, scholarships or awards</p>	<p>At this point, please indicate the total amount of the other bursaries, scholarships or awards you received for your college year.</p>	<div data-bbox="1065 1717 1419 1780" style="border: 1px solid #ccc; padding: 2px;"> <p style="font-size: small;">Other bursaries, scholarships or awards</p> <input style="width: 90%; border: none;" type="text"/> \$ </div>

<> represents a key on the keyboard
 * indicates required information
 «» represents a choice

<tab> to move from one box to the next

Terms	Explanations	Examples																		
<p><u>Financial Resources for one year of college,</u> Training and Skills Development (TSD)</p>	<p>Training and Skills Development (TSD) program has been introduced in an effort to ensure that case managed individuals, whose employment action plan identifies skill development as being necessary, have access to funding to assist them in achieving their goal.</p> <p>At this location, please indicate the total amount of your TSD financial assistance for a college year.</p>	<p>Training and Skills Development (TSD)</p> <input type="text"/> \$																		
<p><u>Financial Resources for one year of college,</u> Other financial resource</p>	<p>For each financial resource, you must specify it: Other financial resource</p> <input type="text"/> <p>And then, indicate the amount associated with this financial resource: Amount</p> <input type="text"/> \$ <input type="button" value="+"/> <input type="button" value="-"/> <input type="button" value="Calculate..."/> <p>For example: My grand-parents gave me 200 dollars as a gift for my studies</p> <table border="0"> <tr> <td>Other financial resource</td> <td>Amount</td> </tr> <tr> <td><input type="text" value="grand-parents"/></td> <td><input type="text" value="200.00"/> \$ <input type="button" value="+"/> <input type="button" value="-"/></td> </tr> <tr> <td></td> <td><input type="button" value="Calculate..."/></td> </tr> </table> <p>And, if you have more than one resource, click on the '+' to add another (the minus will remove one):</p> <table border="0"> <tr> <td>Other financial resource</td> <td>Amount</td> </tr> <tr> <td><input type="text" value="grand-parents"/></td> <td><input type="text" value="200.00"/> \$ <input type="button" value="+"/> <input type="button" value="-"/></td> </tr> <tr> <td></td> <td><input type="button" value="Calculate..."/></td> </tr> </table> <table border="0"> <tr> <td>Other financial resource</td> <td>Amount</td> </tr> <tr> <td><input type="text" value="Bank Student Loan"/></td> <td><input type="text" value="5000.00"/> \$ <input type="button" value="+"/> <input type="button" value="-"/></td> </tr> <tr> <td></td> <td><input type="button" value="Calculate..."/></td> </tr> </table>	Other financial resource	Amount	<input type="text" value="grand-parents"/>	<input type="text" value="200.00"/> \$ <input type="button" value="+"/> <input type="button" value="-"/>		<input type="button" value="Calculate..."/>	Other financial resource	Amount	<input type="text" value="grand-parents"/>	<input type="text" value="200.00"/> \$ <input type="button" value="+"/> <input type="button" value="-"/>		<input type="button" value="Calculate..."/>	Other financial resource	Amount	<input type="text" value="Bank Student Loan"/>	<input type="text" value="5000.00"/> \$ <input type="button" value="+"/> <input type="button" value="-"/>		<input type="button" value="Calculate..."/>	
Other financial resource	Amount																			
<input type="text" value="grand-parents"/>	<input type="text" value="200.00"/> \$ <input type="button" value="+"/> <input type="button" value="-"/>																			
	<input type="button" value="Calculate..."/>																			
Other financial resource	Amount																			
<input type="text" value="grand-parents"/>	<input type="text" value="200.00"/> \$ <input type="button" value="+"/> <input type="button" value="-"/>																			
	<input type="button" value="Calculate..."/>																			
Other financial resource	Amount																			
<input type="text" value="Bank Student Loan"/>	<input type="text" value="5000.00"/> \$ <input type="button" value="+"/> <input type="button" value="-"/>																			
	<input type="button" value="Calculate..."/>																			
<p><u>Expenses and cost for one year of college,</u> Tuition fees and other fees*</p>	<p>The total amount of tuition and other fees shall be entered here.</p>	<p>Tuition fees and other fees *</p> <input type="text"/> \$																		

<> represents a key on the keyboard
* indicates required information
«» represents a choice

<tab> to move from one box to the next

Terms	Explanations	Examples
<p><u>Expenses and cost for one year of college,</u> Books and school supplies*</p>	<p>The total amount of books and school supplies needed for one year of college shall be entered here.</p>	<p>Books and school supplies *</p> <input type="text"/> \$
<p><u>Expenses and cost for one year of college,</u> Board and lodging*</p>	<p>The total amount of the Board and lodging includes rent, electricity, internet fees, cellular charges, etc. shall be entered here:</p> <p>Board and lodging * (rent, electricity, internet, house: taxes and mortgage, television: cable or satellite, phone/cell phone)</p> <input type="text"/> \$	<p>If you want to calculate using our calculator click on Calculate... to calculate your total expenses for Board and lodging for a maximum of 10 months (a college year).</p> <div style="border: 1px solid #ccc; padding: 5px; margin-bottom: 10px;"> <p style="text-align: right; margin: 0;">Calculate...</p> <p>Monthly amount * <input type="text"/> \$ Month <input type="text" value="10"/></p> <p style="text-align: center;">Calculate</p> </div> <p>For example, the amount is \$810 per month for 10 months:</p> <div style="border: 1px solid #ccc; padding: 5px; margin-bottom: 10px;"> <p style="text-align: right; margin: 0;">Calculate...</p> <p>Monthly amount * <input type="text" value="810"/> \$ Month <input type="text" value="10"/></p> <p style="text-align: center;">Calculate</p> </div> <p>By clicking the red Calculate button and the amount appears in the appropriate box.</p> <p>Board and lodging * (rent, electricity, internet, house: taxes and mortgage, television: cable or satellite, phone/cell phone)</p> <input type="text" value="8100.00"/> \$ <input type="button" value="Calculate..."/>

Terms	Explanations	Examples
<p><u>Expenses and cost for one year of college, Transportation</u></p>	<p>The total amount for transportation fees includes taxi, bus, carpooling, vehicle, etc. shall be entered here:</p> <p>Transportation (taxi, bus, carpooling, vehicle: fuel and maintenance)</p> <div data-bbox="613 373 1260 436"> <input type="text"/> \$ </div> <p>If you want to calculate using our calculator click on <input type="button" value="Calculate..."/> to calculate your total expenses for transportation for a maximum of 10 months (a college year).</p> <div data-bbox="613 575 1260 611"> <input type="button" value="Calculate..."/> </div> <div data-bbox="623 636 1252 688"> <p>Monthly amount * <input type="text"/> \$ Month <input type="text" value="10"/> ▼</p> </div> <div data-bbox="626 726 701 753"> <input type="button" value="Calculate"/> </div> <p>For example, the amount is \$334.45 per month for 10 months:</p> <div data-bbox="613 873 1414 909"> <input type="button" value="Calculate..."/> </div> <div data-bbox="613 940 1409 1010"> <p>Monthly amount * <input type="text" value="334.45"/> \$ Month <input type="text" value="10"/> ▼</p> </div> <div data-bbox="634 1062 725 1089"> <input type="button" value="Calculate"/> </div> <p>By clicking the red Calculate button and the amount appears in the appropriate box.</p> <p>Transportation (taxi, bus, carpooling, vehicle: fuel and maintenance)</p> <div data-bbox="613 1289 1295 1352"> <input type="text" value="3344.50"/> \$ </div> <div data-bbox="613 1373 813 1436"> <input type="button" value="Calculate..."/> </div>	

Terms	Explanations	Examples																
<p><u>Expenses and cost for one year of college,</u> Living Expenses</p>	<p>The total amount of living expenses includes groceries, cleaning or housekeeping products, personal care items, etc. shall be entered here:</p> <p>Living Expenses (grocery, household cleaners, items for personal/health care)</p> <div data-bbox="613 289 1354 464" style="border: 1px solid #ccc; padding: 5px;"> <input type="text"/> \$ </div> <p>If you want to calculate using our calculator click on Calculate... to calculate your total amount for living expenses for a maximum of 10 months (a college year).</p> <div data-bbox="609 604 1256 785" style="border: 1px solid #ccc; padding: 5px;"> <p style="text-align: center; font-size: small;">Calculate...</p> <table style="width: 100%; border-collapse: collapse;"> <tr> <td style="width: 60%; border-bottom: 1px solid #ccc; padding: 2px;">Monthly amount *</td> <td style="width: 5%; text-align: center; font-size: small;">\$</td> <td style="width: 30%; border-bottom: 1px solid #ccc; padding: 2px;">Month</td> <td style="width: 5%; text-align: center; font-size: small;">▼</td> </tr> <tr> <td style="border-bottom: 1px solid #ccc; padding: 2px;"> </td> <td></td> <td style="border-bottom: 1px solid #ccc; padding: 2px;">10</td> <td></td> </tr> </table> <p style="text-align: center; margin-top: 5px;">Calculate</p> </div> <p>For example, the amount is \$53 per month for 8 months:</p> <div data-bbox="609 905 1414 1121" style="border: 1px solid #ccc; padding: 5px;"> <p style="text-align: center; font-size: small;">Calculate...</p> <table style="width: 100%; border-collapse: collapse;"> <tr> <td style="width: 60%; border-bottom: 1px solid #ccc; padding: 2px;">Monthly amount *</td> <td style="width: 5%; text-align: center; font-size: small;">\$</td> <td style="width: 30%; border-bottom: 1px solid #ccc; padding: 2px;">Month</td> <td style="width: 5%; text-align: center; font-size: small;">▼</td> </tr> <tr> <td style="border-bottom: 1px solid #ccc; padding: 2px;">53</td> <td></td> <td style="border-bottom: 1px solid #ccc; padding: 2px;">8</td> <td></td> </tr> </table> <p style="text-align: center; margin-top: 5px;">Calculate</p> </div> <p>By clicking the red Calculate button and the amount appears in the appropriate box.</p> <p>Living Expenses (grocery, household cleaners, items for personal/health care)</p> <div data-bbox="613 1241 1333 1415" style="border: 1px solid #ccc; padding: 5px;"> <input type="text" value="424.00"/> \$ </div>	Monthly amount *	\$	Month	▼			10		Monthly amount *	\$	Month	▼	53		8		
Monthly amount *	\$	Month	▼															
		10																
Monthly amount *	\$	Month	▼															
53		8																

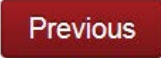


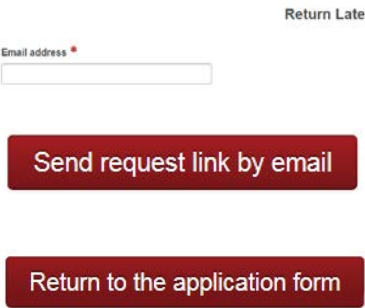
Terms	Explanations	Examples
<p><u>Expenses and cost for one year of college,</u> Other expense, please specify</p>	<p>For each expense, you must specify it: Other expense, please specify (insurance, day care, water/sewer, clothing, etc.)</p> <div data-bbox="613 317 1203 380" style="border: 1px solid #ccc; height: 30px; width: 100%;"></div> <p>And then, indicate the amount associated with this expense: Amount</p> <div data-bbox="613 499 1040 541" style="display: flex; align-items: center;"> <input style="width: 100px;" type="text"/> \$ + - </div> <div data-bbox="613 556 748 598" style="border: 1px solid #ccc; padding: 2px; width: 80px; text-align: center;">Calculate...</div> <p>For example: Daycare for my two kids is costing \$200 per month for 10 months</p> <div data-bbox="613 751 1414 884" style="display: flex; justify-content: space-between;"> <div style="width: 60%;"> <p>Other expense, please specify (insurance, day care, water/sewer, clothing, etc.)</p> <input style="width: 100%;" type="text" value="Daycare"/> </div> <div style="width: 35%;"> <p>Amount</p> <div data-bbox="1101 814 1409 846" style="display: flex; align-items: center;"> <input style="width: 100px;" type="text"/> \$ + - </div> <div data-bbox="1101 856 1193 888" style="border: 1px solid #ccc; padding: 2px; width: 60px; text-align: center;">Calculate...</div> </div> </div> <p>Click on the button Calculate... to calculate for more than a month:</p> <div data-bbox="613 989 1414 1031" style="border: 1px solid #ccc; padding: 5px; text-align: center;">Calculate...</div> <hr/> <div data-bbox="613 1066 1414 1129" style="display: flex; justify-content: space-between;"> <div style="width: 60%;"> <p>Monthly amount *</p> <input style="width: 100%;" type="text" value="200"/> \$ </div> <div style="width: 35%;"> <p>Month</p> <input style="width: 100%;" type="text" value="10"/> </div> </div> <div data-bbox="634 1178 727 1209" style="border: 1px solid #ccc; padding: 2px; width: 60px; text-align: center; background-color: #800000; color: white;">Calculate</div> <p>By clicking the red Calculate button and the amount appears in the appropriate box.</p> <div data-bbox="613 1297 1414 1423" style="display: flex; justify-content: space-between;"> <div style="width: 60%;"> <p>Other expense, please specify (insurance, day care, water/sewer, clothing, etc.)</p> <input style="width: 100%;" type="text" value="Daycare"/> </div> <div style="width: 35%;"> <p>Amount</p> <div data-bbox="1101 1350 1409 1381" style="display: flex; align-items: center;"> <input style="width: 100px;" type="text" value="2000.00"/> \$ + - </div> <div data-bbox="1101 1392 1193 1423" style="border: 1px solid #ccc; padding: 2px; width: 60px; text-align: center;">Calculate...</div> </div> </div> <p>And, if you have more than one resource, click on the '+' to add another (the minus will remove one):</p> <div data-bbox="613 1539 1414 1665" style="display: flex; justify-content: space-between;"> <div style="width: 60%;"> <p>Other expense, please specify (insurance, day care, water/sewer, clothing, etc.)</p> <input style="width: 100%;" type="text" value="Daycare"/> </div> <div style="width: 35%;"> <p>Amount</p> <div data-bbox="1101 1602 1409 1633" style="display: flex; align-items: center;"> <input style="width: 100px;" type="text" value="2000.00"/> \$ + - </div> <div data-bbox="1101 1644 1193 1675" style="border: 1px solid #ccc; padding: 2px; width: 60px; text-align: center;">Calculate...</div> </div> </div> <div data-bbox="613 1707 1414 1833" style="display: flex; justify-content: space-between;"> <div style="width: 60%;"> <p>Other expense, please specify (insurance, day care, water/sewer, clothing, etc.)</p> <input style="width: 100%;" type="text" value="Winter coat"/> </div> <div style="width: 35%;"> <p>Amount</p> <div data-bbox="1101 1770 1409 1801" style="display: flex; align-items: center;"> <input style="width: 100px;" type="text" value="80.00"/> \$ + - </div> <div data-bbox="1101 1812 1193 1843" style="border: 1px solid #ccc; padding: 2px; width: 60px; text-align: center;">Calculate...</div> </div> </div>	

<> represents a key on the keyboard

* indicates required information

«» represents a choice

<tab> to move from one box to the next

Terms	Explanations	Examples
Explain financial information	Here you can describe in your own words your financial situation.	
	By clicking on this button at the bottom of the page, you return to the previous page, Personal and Educational Information.	
	By clicking on this button at the bottom of the page, the next web page of the bursary application form will be available/will be displayed.	
	<p>By clicking on this ‘Save and Return later’ button, you will be able to continue filling out your application form at a later date.</p> <p>Provide an email address where you want to receive the link to your temporary application form and click ‘Send request link by email’ button Or Return to your current application form.</p>	

<> represents a key on the keyboard
 * indicates required information
 «» represents a choice

<tab> to move from one box to the next

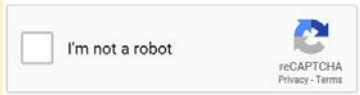
Why you should receive a bursary, scholarship or award

Terms	Explanations	Examples
<p>In your own words, please provide information explaining why you should receive a bursary.</p>	<p>This section is optional. By completing this section, your chances of receiving an award may improve.</p>	
<div style="background-color: #800000; color: white; padding: 5px 10px; border-radius: 3px;">Previous</div>	<p>By clicking on this button at the bottom of the page, you return to the previous page, Financial Information.</p>	
<div style="background-color: #800000; color: white; padding: 5px 10px; border-radius: 3px;">Next</div>	<p>By clicking on this button at the bottom of the page, the next web page of the bursary application form will be available/will be displayed.</p>	
<div style="background-color: #800000; color: white; padding: 5px 10px; border-radius: 3px;">Save and Return later</div>	<p>By clicking on this ‘Save and Return later’ button, you will be able to continue filling out your application form at a later date.</p> <p>Provide an email address where you want to receive the link to your temporary application form and click ‘Send request link by email’ button Or Return to your current application form.</p>	<div style="text-align: right; margin-bottom: 5px;">Return Later</div> <div style="margin-bottom: 5px;"> <small>Email address *</small> <input style="width: 100%;" type="text"/> </div> <div style="background-color: #800000; color: white; padding: 5px 10px; border-radius: 3px; margin-bottom: 10px; text-align: center;">Send request link by email</div> <div style="background-color: #800000; color: white; padding: 5px 10px; border-radius: 3px; text-align: center;">Return to the application form</div>

<> represents a key on the keyboard
 * indicates required information
 «» represents a choice

<tab> to move from one box to the next

Declaration

Terms	Explanations	Examples
<p>Declaration</p>	<p>The declaration exists in the event that you receive a bursary, scholarship or award and authorize the Foundation to publish your name and photo, online and elsewhere, for the purposes of the recognition program and the identification of recipients.</p> <p>Beforehand, you must prove that you are not a robot, by clicking on the box for this purpose and answer the verification questions (select the corresponding images).</p>	
<p style="text-align: center;">Previous</p>	<p>By clicking on this button at the bottom of the page, you return to the previous page, Why you should receive a Bursary.</p>	
<p style="text-align: center;">Submit</p>	<p>By clicking on 'Submit', you certify that the information provided on this document (the online bursary application form) is true and accurately describes your current situation.</p> <p style="text-align: center;">That is it....You have done it!</p> <p>Your bursary application form has been forwarded to The NBCC Foundation Inc.</p>	

<> represents a key on the keyboard

* indicates required information

«» represents a choice

<tab> to move from one box to the next